


# OVERVIEW

Trade within the Pacific Alliance (PA) has decreased since 2013


But other goals

# PACIFIC ALLIANCE (PA) TRADE BY MAJOR TRADING PARTNER, 2014

DESTINATION OF PA EXPORTS




SOURCE OF PA IMPORTS



# DIFFERENCE (2013-2014) OF % TOTAL EXPORTS/IMPORTS

EXPORTS AMONG PA

IMPORTS AMONG PA



# CHANGE (2013-2014) IN BILATERAL EXPORT % OF TOTAL EXPORTS TO KEY ASIAN MARKETS

