

Review

Share



I. E EG I E J A1





Introduction: The Problem of Affordable Housing

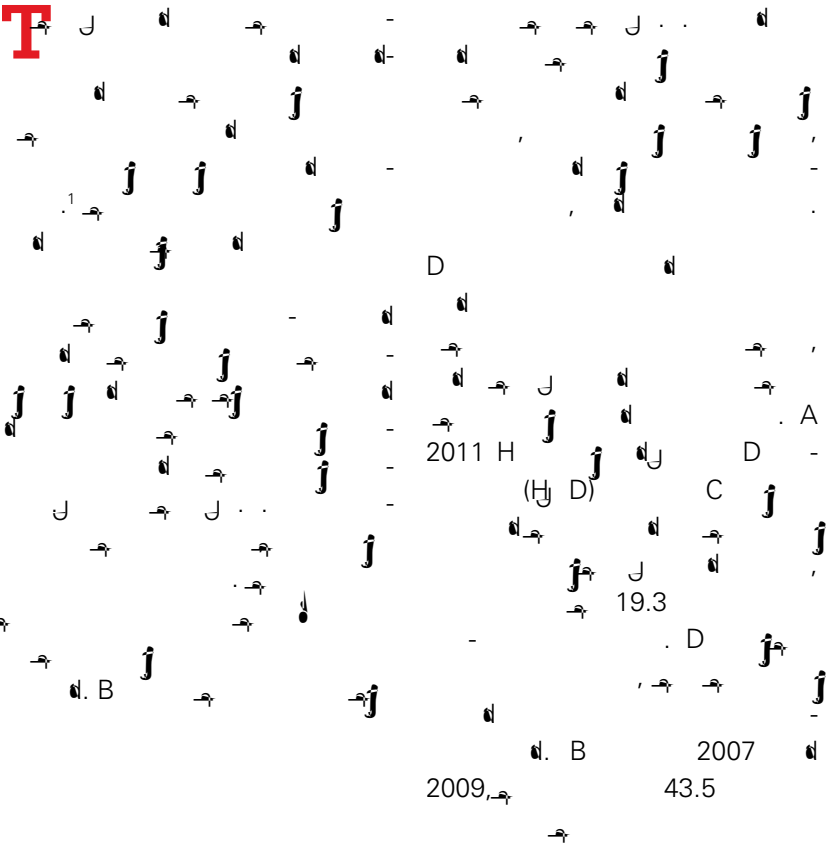
Problem of affordable housing is a complex issue that has become increasingly prominent in the United States since the 1930s. The problem is rooted in the economic and social changes that have shaped the nation's housing market over the past century. The Great Depression of the 1930s led to widespread unemployment and poverty, which in turn led to a sharp decline in housing demand and a subsequent collapse in housing prices. This period of economic hardship was followed by a period of rapid economic growth and urbanization, which led to a massive increase in the demand for housing. The resulting housing shortage and the rise of slums and tenements in urban areas became a major social and economic problem for the United States.

The problem of affordable housing is a complex issue that has become increasingly prominent in the United States since the 1930s. The problem is rooted in the economic and social changes that have shaped the nation's housing market over the past century. The Great Depression of the 1930s led to widespread unemployment and poverty, which in turn led to a sharp decline in housing demand and a subsequent collapse in housing prices. This period of economic hardship was followed by a period of rapid economic growth and urbanization, which led to a massive increase in the demand for housing. The resulting housing shortage and the rise of slums and tenements in urban areas became a major social and economic problem for the United States.

The problem of affordable housing is a complex issue that has become increasingly prominent in the United States since the 1930s. The problem is rooted in the economic and social changes that have shaped the nation's housing market over the past century. The Great Depression of the 1930s led to widespread unemployment and poverty, which in turn led to a sharp decline in housing demand and a subsequent collapse in housing prices. This period of economic hardship was followed by a period of rapid economic growth and urbanization, which led to a massive increase in the demand for housing. The resulting housing shortage and the rise of slums and tenements in urban areas became a major social and economic problem for the United States.

1) F
 2) H
 A
 A

The State of U.S. Housing Policy



50 - (A I), H 2011, Worst Case Housing Needs, 8,475,000 B 2011, 8,475,000

Table A
Table A
(2011)

HUD Program	Units	Extremely Low Income (%)	Families with Children (%)	Disabled (%)	Elderly (%)
H j	1,117,954	62	34	22	31
H C j	2,147,617	73	41	29	19
8 - -B A	1,263,344	71	26	19	47
A H D j	37,315	73	12	57	25
521 j DA) A	271,599	A	A	A	59
H E j D	149,394	69	0	19	81
A I	4,987,233	70	34	24	31

http://www.cbpp.org/files/4-13-11hou-US.pdf. F
? = ඈ CB

الـ فـ الـ الـ الـ الـ
الـ الـ الـ الـ الـ الـ
الـ الـ الـ الـ الـ الـ
Hj D الـ الـ الـ الـ الـ
الـ الـ الـ الـ الـ الـ
الـ الـ الـ الـ الـ الـ
. | 2011, الـ الـ
الـ الـ الـ الـ الـ

Brief History of U.S. Housing Policy

1930, 1935, 1938, 1939, 1940, 1941, 1942, 1943, 1944, 1945, 1946, 1947, 1948, 1949, 1950, 1951, 1952, 1953, 1954, 1955, 1956, 1957, 1958, 1959, 1960, 1961, 1962, 1963, 1964, 1965, 1966, 1967, 1968, 1969, 1970, 1971, 1972, 1973, 1974, 1975, 1976, 1977, 1978, 1979, 1980, 1981, 1982, 1983, 1984, 1985, 1986, 1987, 1988, 1989, 1990, 1991, 1992, 1993, 1994, 1995, 1996, 1997, 1998, 1999, 2000, 2001, 2002, 2003, 2004, 2005, 2006, 2007, 2008, 2009, 2010, 2011, 2012, 2013, 2014, 2015, 2016, 2017, 2018, 2019, 2020, 2021, 2022, 2023, 2024, 2025

I (1938, 170).
 -
 -
 A -
 (6,500,000 -
 2). A ()
 A
 (1938, 170). B
 -
 A H F 1920 1930, A -
 (AH),
 7,500,000
 (, 171).
 1930 A -

H (A 1938, 6).

G - F

A

H D A

(B 1987, 43).

I D H A (1938, 76).

A

D (1933 1938)

(A 1965, 20).

80

(A 1965, 17).
 1933 (A)
 (A) H (B 1987,
 D 43).
 (1970, 198).
 A \$150
 (1938, H 1968, 68).
 147).
B
 1932. A
 1934. D II,
 H A 1934
 A 1944
 A
 1949 H
 I 1934. H A
 F H
 A (FHA). A
 A 1937
 H
 A HA), D H
 D 2007,
 HUD Historical Background.
 I 1949 H
 A

ж д ж - ж
ж д ж -
ж (2004, 11). А

2012, 388).
 8
 (2004, 11).

T B
f
H D

1970 E H
 1970

1980 , 1990 ,
A f
f Aff
T

D C Ad
 1977
 F
 I 1973,
 1974,
 H C D
 A
 8

1981 ().

H C

1981,

2004, 12).

HA, H D

1981 J . . G

A (GA)

H D

J . . G A

1981,). GA

H D

H D

H D

\$30.17 1981

\$9.97 1986 (1990,


552).

H D

-B 8 -B A)


B 1980

C

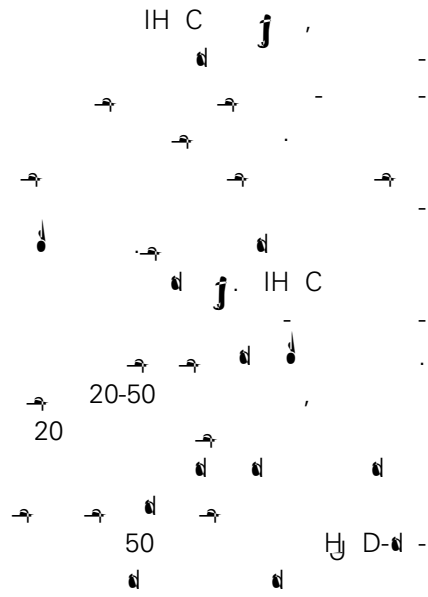




Public-Private Partnerships and Affordable Housing Programs



LIHTC Ely



D H - R... LIHTC
 D , Eligibility). IH C -
 F IH C (D)
 - - 30,000
 D A (DDA). 1.6
 H F A H
 (HFA) D D 2013,
 IH C 130 2000, 50
 (2013, 3). (C
 2009, 4).



al -> j j (2009;
G 0 CC 2011). 0 CC B 0 CC

(Eld 2011). A C

2009 A - E D A -

81

A (A A), C

C A

\$2.25 2005-2008, 35

H E (el.).

(

T LIHTC, G

D, G

A C

E D 2010,

10). B 1988 2010,

IH C

1,614,000

C D C -

(CDC) (723,000),

(247,000),

(644,000

I C) (A C -

(I C), E F - A E D -

2010, 11).³

IH C,

F F

, CDC

A I

H C 1995 2006

IH C

D -

H

D 2009, Updating the I

Low-Income Housing Tax Credit). IH C

A 2010

T LIHTC, M- R, v t

B, M, v H-t

B

(115)
 A I)
 (F 2012). I 90
 H D D
 HB 40
 B (B) A I; 60
 H B (HB) 20
 A I (C 50
 H A 2013).
 D
 B
 B
 C
 T : T E
 2.6 A
 HB
 IH C H E I
 1 (C 1980
 H A
 2013).
 B
 \$90 (IH C, 1990
 \$273,270,000).
 A I,

HA
H . . . D -
H j u D -
, FY 2010 HOPE VI

C - A),

A

C - A

H D

1) 2005). I

2) ;

3) E A A :

C C 1)

D 2)

H 1992, 3). \$90 -

[w]orking ; 3)

4) F

5)

D D

H E. I

\$300

D H

D 2007, HOPE

VI Program Authority and Funding History). H E. I

F A

H -

A

1998 (H

-d
H D j d j
L j j
j j
j d j
F j
H E I j
H D
/
j j
H j j
j d
j j
j j

1993 \$300) H E
I H C (2012).

2: F



U.S. H. E. I., (... 2004, 20).
 ... 10 ... H. E. I. ...
 ... H. E. I. ...
 ... H. E. I. ...
 ... B ... 1993 ... 2010, H. E. ...
 ... I ... \$6.3 ... 133 ...
 ... 1994 ... C ... HA ...
 ... 262 ... D ...
 ... H ...
 ... D ... 2013, Developing
 Choice Neighborhoods, 1-2). A ...
 F ... 2012, 395). A ... \$15 ... (35 ...)
 ... H. E. I. ... \$395
 ... (287 ...) ...
 ... (... 2012). ... (...). A ...
 ... H. E. I. ... H. E. I.,
 ... H. E. I.,
 ... (... F ... 2012, 394).
 ... H. E. I. ...
 ...). A ... H. E. ...
 ... H. E. I. ...
 ... H. E. I. ...

2004, 20). H E. I (15 H E. I) (., 1-4).

A 2013 H D - I 2010 (H E. I), Ad- HA , (C) H D- \$400 C 2013, Devel- 2013, Overview of FY2014 President's Budget). C H E. I H D HA and 2013 H D

2013).

(C, 2010, \$234 (2013). A (H/D, \$2 (2013).

Appendix A

Table A.1

Year	Value	Year	Value
2010	\$26	2010	\$3.4
2012	\$3.4	2012	\$3.4
2013	\$3.4	2013	\$3.4
2014	\$3.4	2014	\$3.4
2015	\$3.4	2015	\$3.4
2016	\$3.4	2016	\$3.4
2017	\$3.4	2017	\$3.4
2018	\$3.4	2018	\$3.4
2019	\$3.4	2019	\$3.4
2020	\$3.4	2020	\$3.4
2021	\$3.4	2021	\$3.4
2022	\$3.4	2022	\$3.4
2023	\$3.4	2023	\$3.4
2024	\$3.4	2024	\$3.4
2025	\$3.4	2025	\$3.4
2026	\$3.4	2026	\$3.4
2027	\$3.4	2027	\$3.4
2028	\$3.4	2028	\$3.4
2029	\$3.4	2029	\$3.4
2030	\$3.4	2030	\$3.4

(9) - ()

AD HA ()

8 H C 1 - 1

(F). HA H C 8 -B A)

2.1 A -

HA A E H

2013) 1970 E H A-

1974 H -

Hy D A C D

60,000 A

5 D -

H D - I 1984,

, RAD Info). A D - C

31, 2013, Hy D 176,000

(). A

AD HA

Hy D 1998 H A

60,000 AD HA H C .AH -

(HC) (

8 -B HA
 A) -
 HC 96,000 (4). HC
 30
 HA.⁶ HA 75
 HC 30 A I.
 HC
 HA
 ()
 (2001,
 89).
 HC HC
 2,400 HA
 HJ D G A -
 2012, 4).
)



...
...
...

H-t V-t
H-t V-t

... HC
... H D
... 2,400 HA
... HA
...
...
...
... A ... HA
...
...
... (...
2013).

HC
...
...
...
...
... HA
...

A $\frac{1}{2} \frac{1}{2} \frac{1}{2}$ $\frac{1}{2}$ HC
 $\frac{1}{2}$ $\frac{1}{2}$ $\frac{1}{2}$ $\frac{1}{2}$

(H) D () HA ()
 HA.
 HA
 A
 HC
 G A
 2012). H
 GA C
 D
 H
 D , Of ce of Housing
 Voucher Programs Report, 9).
 (, 8).
H-t C-t V-t
R-ly
 HC A
 HC A
 HC A
 1.2
 D H

-B
8
A
-B

8 -B
 A , 1974,
 8 -B
 A (8- B A)

D , Renew- (HA)
al of Section 8) HA
F .
C , E 110 F
- 30
- ()
HA
20 \$25 HA
()
F 30
H D). HA
-B
(B) H D
HC , Project Based Vouchers).
F
B
HC
B
HA'
() B
(C B
2013, Policy Ba-
sics Federal Rental Assistance).
H A B

2001 2005 A 8- B A
 A 2007 G HA B
 92 8- B A
 2001 2005 A 8- B A
 A G 2007, 13).
 A
 ().
 B C (2) 1997,
 (IH C ,
 , H E . I ,
 B 8
 2
 H D-
 (H
 C 2012).
 . F , HA

The Role of Demonstration Projects in Policy Shi

Since the early 1990s, demonstration projects have become an important tool for policy implementation in China. These projects are typically small-scale, pilot programs that are designed to test the effectiveness of a new policy or reform before it is rolled out on a larger scale. The role of demonstration projects in policy implementation has been widely discussed in the literature, and there is a growing body of research on this topic.


One of the main reasons for the use of demonstration projects is to reduce the risk of failure. By testing a policy on a small scale, policymakers can identify potential problems and make adjustments before the policy is implemented on a larger scale. This can help to ensure that the policy is effective and sustainable in the long run.

Another reason for the use of demonstration projects is to build support for a policy. By showing the benefits of a policy to a small group of people, policymakers can help to build a coalition of supporters that can be used to push for the policy's implementation on a larger scale.

There are several challenges associated with the use of demonstration projects. One of the main challenges is to ensure that the results of the project are representative of the larger population. This can be difficult to do, especially if the project is only implemented in a few locations.

Another challenge is to ensure that the project is not just a one-time exercise, but that it leads to lasting changes in policy. This requires careful monitoring and evaluation of the project's impact, and a commitment to making adjustments as needed.

Despite these challenges, demonstration projects have played a significant role in the implementation of many important policies in China. As the country continues to reform and develop, the role of demonstration projects is likely to become even more important.



... (continued)

... (continued)

... (continued)

... (continued)

ඇ. 1995, A, B, G
 A, B, G, 1995, A
 A, B, G, 1995, A
 A, B, G, 1995, A
 A, B, G, 1995, A
 A, B, G, 1995, A
 A, B, G, 1995, A
 A, B, G, 1995, A
 A, B, G, 1995, A
 A, B, G, 1995, A

j d
-j -

l d
-l -

(\$5 million) (H.D. \$5 million) (D. -
 H. Jobs-Plus Community).
 (H.C. (F.)
 (1990)
 C
 HA
 \$200,000
 F
 HA
 2-
 HA
 D C
 (D.C.) HA
 (H.C. H.)
 2013, 37). A
 D C
 H.D. \$5,300. A 2012
 F - 57,000
 ()

Current Challenges and Next Steps

M

30

HC

2010-2015

FY 2010-2015 Strategic

Plan: Goal 5).

H
 , H D
 -
 2010-2015 H D
 \$18 \$24
 AD
 HA \$7.5
 H E I
 . C AD
 HA
 D H
 D , FY 2010-2015

Strategic Plan: Goal 5).



A
 IH C
 B (B)
 H B (HB)
 H
 2008,
 H

References

- A** **H.**, **C**. 1965. *The City is the Frontier*. 1. H. & . 20, 2013. A // /4-13-11 -
- A** **A**. 2010. *Capital Needs in the Public Housing Program: Revised Final Report*. A // H C
- B**. 1987. *Public Housing, Race, and Renewal: Urban Planning in Philadelphia, 1920-1974*. -
- B**, **C.**, **D.** 2009. *Retooling HUD for a Catalytic Federal Government: A Report to Secretary Shaun Donovan*. -
- B**. 2011. *National Rental Assistance Fact Sheet*. C & D
- B**. 2013. *Policy Basics: Introduction to Public Housing*. A // = & =2528
- B**. 2013. *Policy Basics: Federal Rental Assistance*. A // = & =3890
- B**. 2013. *Policy Basics: Section 8 Project-Based Rental Assistance*. D // 30 2013. A // = & =3891

Carr, D. 1997. *Journal of Housing and the Urban Environment* 10(2): 251-307.

Carr, D., & B. 2009. *Journal of Housing and the Urban Environment*. Vacancy, and Affordability (December 22, 2009). [http://www.hud.gov/economic/10.2139/ssrn.1583176](#)

Cherns, E. 1935. *Slum and Low-Rent Public Housing*.

Cherns, E., & D. 1999. *Housing Policy Debate* 10 (2): 251-307.

Cherns, E., & C. 2011. *Affordable Housing & Commun. Dev.L.* 20: 193-213.

Cherns, E., & D. 2013. *America's Rental Housing: Evolving Markets and Needs*. *Journal of Housing and the Urban Environment* 6. [http://www.hud.gov/economic/10.2139/ssrn.1583176](#) 2013 06-

Cherns, E., & D. 1998. *Journal of Housing and the Urban Environment* 10(2): 251-307.

Cherns, E., & D. 1998. *Journal of Housing and the Urban Environment* 10(2): 251-307. Washington, DC: Office of Policy, Program and Legislative Initiatives, U.S. Department of Housing and Urban Development (HUD).

Cherns, E., & D. 2012. *Estimates of Federal Tax Expenditures for Fiscal Years 2011-2015*. [http://www.hud.gov/economic/10.2139/ssrn.1583176](#)

Cherns, E., & D. 2013. *An Introduction to the Low-Income Housing Tax Credit*. [http://www.hud.gov/economic/10.2139/ssrn.1583176](#), DC: C

Cherns, E., & D. 2008. *The Low-Income Housing Tax Credit Program: The Fixed Subsidy and Variable Rate*. [http://www.hud.gov/economic/10.2139/ssrn.1583176](#) DC: C

Cherns, E., & D. 2009. *Journal of Housing and the Urban Environment* 10(2): 251-307. [http://www.hud.gov/economic/10.2139/ssrn.1583176](#) HE A, A A B D. [http://www.hud.gov/economic/10.2139/ssrn.1583176](#) C E D A [http://www.hud.gov/economic/10.2139/ssrn.1583176](#) /1721.1/54857/609666820.

1 C. 2000. // ID=151606

H A 1949: I ? ID=151606
A D
H Housing Policy
Debate 11 (2): 467-487.

1 C, 2000. -I -, DC. A //
H C A /
H F :H H ? =D C 9836.
? Housing Policy Debate 11
(1): 91-114.

A f C
E D A -
2010. Rising Above:
Community Economic Development
in a changing landscape. A

// / / 20A
F 20 ACEDA -
20C 20 .

A E T
2013. FY 2014 Appropriations: Section 8 Housing Choice Voucher Program. A
:// / / -2014-
- - -
- j

A f T
B . The Low-Income Housing Tax Credit: The Most Successful Affordable Rental Housing Production Program in our Nation's History.

C
D T .
1992. The Final Report.

C f T
A . 2013. Housing Bonds.
D C 12

2013. //

I - T
C . 2012. HUD Notice Helps Nonprofits Preserve Affordable Housing. C 30 2013. A

// j / -

A f C
D C
Rental Housing A.C.T.I.O.N. proposes LIHTC changes. D
. A // .
j /1378

J, I E. T
1 . C
2002. Families in Transition: A Qualitative Analysis of the MTO experience. J . D H j
J D .

D
 DC: 27, 2014. A
 B
 C D. B
 D. B
 2004. A Decade of HOPE VI:
 Research Findings and Policy Chal-
 lenges. D.C.
 A
 DF/411002
 H E I.
 1938. The
 Challenge of Housing.
 F &
 D. 2012.
 H E I H
 Governing. A
 //
 /
 -
 -
 ?
 = &
 =-
 &
 =
 -
 -
 -
 -
 2011. The Low-In-
 come Housing Tax Credit Program at
 Year 25: A Current Look at its Perfor-
 mance. A
 //
 / / / /
 2011.

. 2011. Section 8
 Rental Assistance Programs Are Not
 Growing as Share of HUD Budget.
 C B
 A
 //
 /? = &=3544.
 D . 2013 (6).
 Sequestration Could Cut Housing
 Vouchers for as Many as 185,000
 Low-Income Families by the End of
 2014. A
 //
 /? = &=4044
 B . 2001. H
 B C
 F H
 I F . Cityscape
 5 (2): 89-110.
 . 2005. Public Hous-
 ing Reform and Voucher Success:
 Progress and Challenges. D.C.: B
 I
 . 1988. -I
 H C : A
 H C . 6 Yale Law
 and Policy Review.
 ff, A. 2004. A Brief
 History of Public Housing.
 A
 F , CA
 //
 /
 /

.e. D h₂ f T
D h₂ .
D h₂ n .

HUD
Historical Background. D

6, 2013. A -
://
/ / / /

HUD's Public
Housing Program. C 30,

2013. A
://
/Hj D? =/ /
/ /

Jobs-Plus
Community Revitalization Initiative.

27 2014. A
://
/Hj D? =/ -
/

HUD

HUD
Overview of FY2014 President's

10, 2013.
Budget. C F 22, 2014 .
- A
://
/Hj D? =/ 2014

Project Based
Vouchers: Frequently Asked Questions.

27 2014 . A -
://
/Hj D? =/ /
/ /

Program De-
scription. MTO.

27,
2014 . A
://
/Hj D? =/ -
/

HUD

RAD Info.

27, 2014 . A
://
/Hj D? =/ AD

RAD Tools.

27, 2014 . A
://
/Hj D? =/ AD/

Renewal
of Section 8 Project-Based Rental

Assistance. C 30 2013. 2. A
:// /
/Hj D? =/ /
8 .

. D f T
D A j
2010. Report to Congress. Moving
to Work: Interim Policy Applications
and the Future of the Demonstration.

A // /Hj D? =/ /
/ / #9

. D f T
D
H jD
2009. Updating the
Low-Income Housing Tax Credit
(LIHTC) Database: Projects Placed
in Service Through 2006. C

F 21, 2014. A
:// / 9506.

. D f T
D
A j 2012. What Happens to
Low-Income Housing Tax Credit
Properties at 15 Years and Beyond?
C D 18, 2013. A
:// / /

. D f T
D . 2011. Worst
Case Housing Needs: 2011,

C j . A //
/ /
Hj D-506 C 2011. .

. A
f . 1981. Further Actions Need
to Improve Management of HUD
Programs. CED 81-41. A
:// / / CED-
81-41

. A
f . 2012. Housing Choice
Vouchers: Options Exist to Increase
Program Efficiencies. A
[http://www.gao.gov/as-
sets/590/589436.pdf](http://www.gao.gov/assets/590/589436.pdf)

. A
f . 2007. Project Based Rental
Assistance: HUD Should Update
Its Policies and Procedures to Keep
Pace with the Changing Housing
Market. A [http://www.
gao.gov/new.items/d07290.pdf](http://www.gao.gov/new.items/d07290.pdf)

. T A . 1938.
What the US Housing Act Can Do
for Your City. j D.C.

... C ...
T ... 1968.
D.C.: G

... 2012. F
... 75
A E
... Journal of the American
Planning Association 78 (4): 379.

T ff ... A, ... 2012.
H ... H
...
H ... Housing Policy
Debate, 22:3, 321-376.

... D ... A. 2006.
E ... -A
... .UL
Rev. 84: 1823.

... D ... 2013. H D Makes
\$109 Million Available to Revitalize
Housing, Communities. H D
13-085. A ... ://
... /H D? =/ /
...
/2013/H D .13-085

f, 1 ... A ... 1990. H D
H ... 1990 : C
A ... A
Fordham Urb.LJ 18: 545.

... 1970. Negroes
and the Great Depression: The Problem
of Economic Recovery. E ... :
G ...



Photo courtesy of: [li leny/Shutterstock.com](#)





Endnotes

5 (1991) ()
→ ()
→ j - -
→ j^F -
,

... C j ...
... C j ... A d ... j ...

H , D , d CE

BOARD OF TRUSTEES

... C
... G ... C

... H. B j , C j ; F. ,
... D ; G. C j ,
I ; A D , ... D E d ; D d
F , A j ... j ... H j C
... E - I B ; C , A j C
E d ... H ; ... D
H j H

... C j ... B , ... C III, C C ,
... D j , C . G , ... H j ,
... B

... C j : E d & B , B &
... A d & C C , C j ,
D j , d F , d . G , A d ... B. G d &
A G d , H F F d , H j , F F. I ,
... B. & G. , D. A d ... j ,

son

J

1300

A .

... j , DC 20004

j