




# FOR UN CHILE 100% RENEWABLE



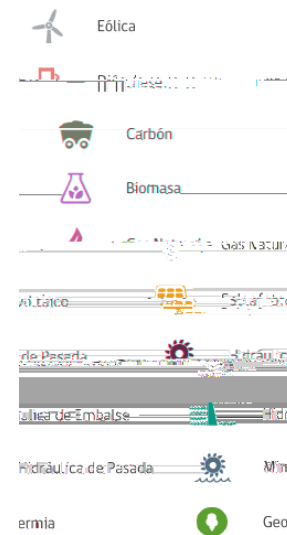


# YEARLY GROSS GENERATION BY SOURCE

Chile



	(TWh)		var%
	2019	2018	
Storage			
Wind			
Geothermy			
Hydro			
Solar			
Thermoelectric			
Total	77,37	76,9	0,6%



# STATUS OF NON CONVENTIONAL RENEWABLE ENERGIES



Chile

Technology	Installed Capacity [MW]	Commissioning [MW]	Construction



# IMPACT OF COVID-19



# REGULATORY AND MARKET LANDSCAPE

Down sides




# REGULATORY AND MARKET LANDSCAPE

Up sides






# A LIGHT AT THE END OF THE TUNNEL





*¡Gracias!*





You are invited to follow ACERA in our information platforms

